

ART 218, Core Colloquium

Tuesdays, 6:00—7:00 pm

Willard Hall, Room 007 (WHL007; 16 West Main Street]
(i.e., Right before you get to the Deer Park Tavern)

Spring 2022

Prof. Greg Shelnett: ghselnu@udel.edu

Zoom link for week one: <https://udel.zoom.us/j/8164664563>, Password: 527289

Office Hours:

- Mondays, 10:00—11:00 am via Zoom: <https://udel.zoom.us/j/8164664563>, Password: 527289
- Tuesdays, 12:30-1:30 pm, **Recitation Hall 104-B** [NOTE: I will also leave the Zoom link open during those times should you wish to meet virtually.]

NOTE: Please do try to email in advance, since sometimes I get called to meetings by the Associate Dean, Dean, etc.

Course Description: Colloquium is a forum introducing projects and fundamental principles of art and design. Explore opportunities for department majors and undergraduate research. Contemporary visiting artists and faculty presentations engage students in critical thinking and writing. Instruction on utilizing campus and online resources to achieve core curriculum goals.

Student Learning Outcomes

As a result of this course, students will:

- Have attended and documented lectures by visiting artists, critics, curators, designers, and other arts professionals;
- Have taken and uploaded notes using the Sketchnoting format;
- Learned the process for applying for the required Art & Design CORE review;
- Be aware of a variety of professional development opportunities available to students on the University of Delaware campus, with an emphasis on items that pertain to Art & Design majors.

Course Structure: Colloquium is scheduled with lectures and events relevant to being a University of Delaware Art & Design major. The course is required for all first and second-year Art & Design majors (and many transfer students) and provides you with a forum to build community across the department.

Content Introduction: Colloquium is designed to be a place to synthesize what you are learning in your studio courses, to look more critically at creative practice, and what it means to be an art and design professional. Guest speakers share their career paths, inspirations, techniques and work with you.

The course is meant to be interactive, offering you opportunities to ask questions and understand the nature and process of creative work. In addition to guest speakers, classes are designed to answer your questions on being a student in this department and university and help you make the best of your experience here.

Canvas: Course content is delivered both in-person and via Canvas: <http://www1.udel.edu/canvas/index.html>

- Important announcements or changes to the schedule will be posted via Canvas and email. Turn on the ability to have announcements sent to your email to make sure you get them. Please do not ignore them. We will do this as infrequently as possible.
- Safari (the default Apple browser) does not work very well with Canvas. See Canvas for list of compatible browsers. Firefox is best. Chrome also works.

- **Accommodations:** Please discuss your specific needs with me so I can best accommodate you. Brining up accommodations late in the term may hamper my ability provide accommodations for assignments due prior to your sharing of the request, since there will be less time in the semester to, for example, provide extra time on assignments.

Grading: This course is pass/fail. Attendance, promptness, and behavior in class are considered. Freshmen receive a midterm grade. For how your grade is calculated, please see **“Grading / Points for Sketchnotes from class and CANVAS uploads,” on the next page.**

The class period: We will do our best to stick to the time schedule. If you have to leave at 7:00 PM and the speaker is still talking, please do so quietly.

Attendance and Make-up Policy: Attendance is required, and you need to sign-in on Canvas for every session. If you exceed the maximum of three absences, email Professor Shelnutt to ask how it is possible to make-up missed class periods.

- **If you are unable to attend, you are responsible for finding out what you missed through a classmate.**
Excused absences require a written note from a doctor or other documentation. Recommend that you get documentation for any absence that qualifies. You will only need to turn them in if you go over your allowed 3 absences.
- **More than three (3) unexcused absences will AUTOMATICALLY cause you to fail the course and you will have to repeat it.**
- *Excused absences include doctor-verified illness, religious holidays, university sports team obligations, field trips with note from instructor, emergencies, etc.*
- **Events like job interviews, having to cover for someone at work, pick up someone up at the airport, weddings, family vacations, leaving early for breaks, etc. are *not* excused.**
- **Give all documentation necessary for an excused absence to Professor Greg Shelnutt before or after class (or digitally via email).**
- Habitual lateness may affect your grade. If you have to leave early, please let me know.

Grading / Points for Sketchnotes from class and CANVAS uploads:

- Each week during class take good Sketchnotes in your note/journal/sketchbooks;
- Do not take notes on your computer unless you have previously cleared it with the instructors;
- You are required to close your computers and put your phones away during class time;
- After class, take photos of your notes and **upload them directly into the canvas by 10:00 pm the next day (Wednesday);**
- Uploaded Sketchnotes count for *BOTH* your attendance *AND* your grade for the course;
- The number of cumulative points from all of your Sketchnote uploads determines your grade for the course;
- Sketchnotes must be clearly legible or points will be taken off of your score;

- BE thoughtful about lighting: photos taken in dimly lit rooms are difficult to see;
 - If I cannot see your sketchnotes, I cannot grade them. Points will be deducted;
- You may receive up to 10 points for each canvas upload
 - Late uploads will automatically receive a 2-point minimum deduction;
 - **10 points for each submission. 130 points possible. If you miss more than 55 points, you may not pass Core Colloquium. If you miss more than three classes, you will not pass colloquium.**
 - **Even if you upload notes for every day of class, lower point values may leave you with a score that is insufficient to pass the class.**
 - **Please refer to the *Sketchnote Points Rubric* on the following page for a guide to how your Sketchnote uploads are graded.**
 - **The minimum grade percentage in CANVAS is 72% total grade to pass the class. Please track your progress by checking your grade in CANVAS. Email me if you do not understand something, or have other questions.**
- ***FAILURE to upload Sketchnotes from any given week will result in your being counted as absent from that particular class period.***
- Good Sketchnotes are those that pertain to the topics discussed in class and may include:
 - comments about and/or quotes from the visiting artist and designer speakers,
 - names of other artists, thinkers, and designers mentioned,
 - inspirations and interesting techniques,
 - drawings inspired by the talks,
 - terminology.

Sketchnotes Points Rubric:

	10-9*	8*	7-5*	4*	2-0*
Sketchnoting	Sketches effectively capture and/or interpret most keys points of lecture; wide variety of fonts, line types, etc.		Some sketches that capture and/or interpret a few key points; Some variety of fonts, line types, etc.		No sketches; Single font, little or no line variety, etc.
Content	Speaker's name(s) and affiliations captured; Demonstrates an attempt to capture relevant content of the speaker's talk(s); notes capture most of the		Speaker's name(s) or affiliation captured; Demonstrates an attempt to capture some of the content of the speaker's talk(s); notes capture some of the relevant content; names of some artists,		Speaker's name(s) or affiliations not captured; Demonstrates little attempt to capture relevant content from the speaker's talk(s); notes capture little of the relevant content; names of few or none of

Duration / Length	relevant content; names of most artists, titles of books, films, etc. mentioned by the lecturer(s) captured		titles of books, films, etc. mentioned by the lecturer(s) captured		the artists, titles of books, films, etc. mentioned by the lecturer(s) captured
--------------------------	---	--	--	--	---

Duration / Length	Covers the full duration of the lecture; typically, four or more pages		Covers about half of the lecture; typically, two or more pages		Captures the beginning of the lecture and not much else; typically, half to one full or more page
Lighting, legibility, and layout	Sketchnotes are photographed in good lighting, are easily legible, with very good graphic page layout		Sketchnotes are photographed in adequate lighting, are somewhat legible, with adequate graphic page layout		Sketchnotes are photographed in poor lighting, are barely legible; poor graphic page layout

Notes about the Sketchnotes Scoring Rubric:

- There are no points taken off because of “poor” or “hasty” drawing quality; The important thing is that you *attempt* graphic capture: the more you do—in fact, the more you risk—the better you will get!
- At the same time, while you may not be initially comfortable with drawing drawing—i.e., you see yourself a “digital native” and/or more of a photographer/sculptor/ceramicist/digital/graphic designer, etc.—drawing is a vital, core/foundational skill in most—and all of the top—art and design programs internationally. As such, use this class and the practice of Sketchnoting as a “safe space” to develop your hand-eye coordination and graphic capture skills. It *will* pay off down the line. I am not seeking to deny, denigrate, or undervalue your other aesthetic art and design skills, I am simply seeking to *expand* your arsenal of skills;
- Because there are 10 possible points, each score point is characterized by a variety of descriptors on the scale, and each score point represents a band of achievement;
- The descriptors for each score point are examples; it isn’t expected that all the descriptors for a score point will apply to all Sketchnote submissions;
- The Descriptors—taken as a whole—capture characteristics of Sketchnotes that merit each score;
- If you have questions about a particular score you receive, please talk to me.

[Delaware's Grading System](#)

How We Grade You

At the end of each term, grades are reported to students electronically. Reports of grades are available through UDSIS Personal Access website. The University uses a system of letter grades with plus and minus designators.

The following **final** grades are used for UNDERGRADUATES:

- **A** Excellent 4.000 quality points per credit
- **A-** 3.667 quality points per credit
- **B+** 3.333 quality points per credit
- **B** Good 3.000 quality points per credit
- **B-** 2.667 quality points per credit
- **C+** 2.333 quality points per credit
- **C** Fair 2.000 quality points per credit
- **C-** 1.667 quality points per credit
- **D+** 1.333 quality points per credit
- **D** Poor 1.000 quality points per credit
- **D-** 0.667 quality points per credit

- **F** Failure 0.00 quality points per credit
- **X** -Failure, 0.00 quality points per credit (Academic Dishonesty)
- **Z** -Failure, 0.00 quality points per credit (Unofficial Withdrawal)
- **L** Listener (Audit) -Registration without credit or grade. Class attendance is required, but class participation is not.
- **LW** Listener Withdrawn -A listener who does not attend sufficient class meetings to be eligible, in the judgment of the instructor, for the grade of L will receive the grade LW.
- **NR** No grade required.
- **P** Passing -For specifically authorized courses. P grades are not calculated in indexes. (For further explanation, see Pass/Fail grade option section.)
- **W** Official Withdrawal -Passing at time of withdrawal.

“The following temporary grades are used:

- **I** Incomplete -In the event that a student fails to complete a course due to illness or other reason deemed adequate by the instructor.
- **S** Satisfactory progress -For thesis, research, dissertation, independent study, special problems, distance learning and other courses which span two semesters or in which assignments extend beyond the grading deadline in a given semester.
- **U** Unsatisfactory progress -For thesis, research, dissertation, independent study, special problems, distance learning and other courses which span two semesters or in which assignments extend beyond the grading deadline in a given semester.
- Temporary grades of S and U are recorded for work in progress pending completion of the project(s). Final grades are reported only at the end of the semester in which the work was completed.
- **N** No grade reported by instructor.”

University Attendance Policies

Absences on religious holidays listed in UD’s University calendar are recognized as an excused absence.

Students are to remind the instructor of their intention to be absent on a particular upcoming holiday.

- Absences on religious holidays not listed in the University calendar, as well as absences due to athletic participation or other extracurricular activities in which students are official representatives of the University, *shall be recognized as excused absences when the student informs the instructor in writing during the first two weeks of the semester of these planned absences for the semester.*

Religious Holidays: It is the policy of the University of Delaware not to cancel classes on religious holidays. However, students and faculty are encouraged to exercise their own judgment pertaining to their attendance on religious holidays.

COVID-19 and Excused Absences

To stay abreast of what is likely to be a fluid situation this Spring, please check UD’s [main coronavirus webpage](#) for updates on public health and the University’s guidance.

As was noted in the 1/25/22 Email sent to everyone, “Preparing for Spring 2022”:

- Prepare for online instruction the first week of the semester and face-to-face instruction for the remainder of the semester.
- Get tested before you arrive.

- All UD faculty members and staff members in Student Life, Athletics & Recreation and other student-facing offices are required to be up-to-date with COVID-19 vaccination (including booster, when eligible) or submit an exemption request.
- Upload your COVID-19 booster documentation.
- You are REQUIRED to wear a proper face mask that is well-fitted indoors at all times and outdoors in crowded settings; KN95 masks and surgical masks will be available.

FACE COVERING REQUIREMENT

Given the high transmissibility of the Omicron coronavirus variant, UD requires a [well-fitted mask worn properly](#), with specific recommendation of a surgical mask or KN95 mask in accordance with mask instructions. Mask-wearing is mandatory for everyone in indoor spaces, including laboratories and classrooms. **Effective immediately (1/6/22) and until further notice, masks must be worn by any individual speaking from a podium in classroom settings**, a significant change over our prior classroom masking requirement. In residence halls, mask-wearing is mandatory in all spaces except individual rooms.

Student Illness:

- For relatively minor, short-term illnesses of students (e.g., colds and flu, where attendance in class is undesirable), or their immediate family, the University system depends upon reasonable communication between students and faculty. If possible, students should report such illnesses before the affected class, following the directions of the instructor as provided at the beginning of the semester.
- Absences due to serious illness of the student (e.g., hospitalization, surgery, mental illness, or protracted medical illness or convalescence) shall be recognized as excused absences. To validate such absences, the student should present evidence of the illness to the Assistant Dean's Office of their college. Supportive evidence will be provided on the student's request by Student Health Services directly to the respective Assistant Dean.
- Students who experience long-term absences of a week or more should consult with their Assistant Dean; in such cases, it may be possible to negotiate with faculty for the opportunity to take an incomplete grade, or a withdrawal may be more prudent. The student's Assistant Dean will give guidance in these matters.

[Link to UD Academic Calendar](#)

CLASS RULES: Typically, I ask that you please sit down in the front of the lecture hall, close to the podium. It helps the speaker feel like they are talking to a group of people instead of a mostly empty room.

NOTE: As a result of Covid-19 protocols and the desire for social (physical) distancing, please spread yourselves throughout the classroom, with space between you and your fellow classmates.

Talking in class: This is an interactive course and I welcome your participation...

BUT—carrying on audible conversations with your neighbor while someone is talking to the whole group is disruptive and disrespectful to everyone.

- If you are excited to discuss an issue related to a speaker’s presentation: **Please, ask a question!** This is highly encouraged. On a second offense in one class period, you may be asked to leave immediately and will be marked absent for the entire class. The occasional comment is fine, but a running commentary is not.
- Some speakers do not mind being interrupted as they are presenting, but do not do it unless they invite you to do so. Always keep it to a minimum. We will save time at the end for questions.
- Laptops or other electronic devices are to be used only at the start and end of class to answer questions on Canvas. Please close your laptop for the remainder of the class period unless you have specific accommodations.
- **Bring a sketchbook/notebook and pen for taking notes.** Studies show that you retain information better from handwritten notes.
- Notes are just that. Write down what you want to research more, what you do not want to forget, or something that inspires you. However, if you take too many notes you will not be listening to the speaker.
- **BE SURE TO TAKE NOTES FOR THE ENTIRE class period.**

Sketchnoting

You must use the Sketchnoting technique to take your notes. Sketchnoting is a form of note-taking, hence the “noting” part of it, but as you might guess it involves bringing more visuals into the process compared to typical note-taking, hence the “sketch” part. The whole idea behind adding sketches to your notes is that it taps into parts of your brain that would lie dormant if you only use words to explore ideas. It’s the combination of the two that’s most powerful – using both words and visuals while taking notes. That’s what will fully light up your brain.

Verbal to Visual: What is Sketchnoting?

Customize Your Note-Taking Process

What’s nice about sketchnoting is that it’s not a strict format. It doesn’t say ***you have to take notes this way.***

Instead, it presents you with a variety of tools for you to choose from and create your own customized note-taking process, one that works well with your learning style and your personality.

So for the doodlers out there, your notes might be heavy on the sketches. For those who prefer working with words, you might stick mostly to that, but maybe bring in some diagrams here and there to help you organize those words.

And there’s plenty of room for everyone in between those two ends of the spectrum.


A Guide to Get You Started

If you like the sound of sketchnoting and want to get your feet wet, I’ve created a free guide to help you get started developing your own sketchnoting skills:

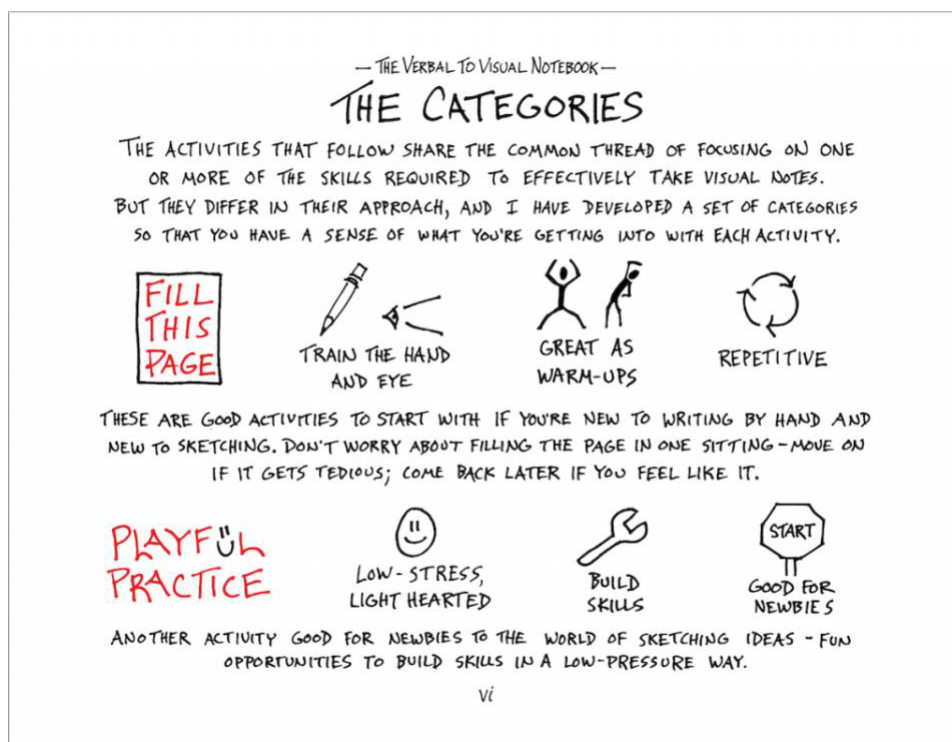
You can pick up that free guide here: [Getting Started with Sketchnoting](#).

Cool resources:

- *The Sketchnote Handbook: the illustrated guide to visual note taking*, by Mike Rohde, Peachpit Press; 1 edition (December 13, 2012), ISBN-13: 978-0321857897



- *The Sketchnote Workbook: Advanced techniques for taking visual notes you can use anywhere*, by Mike Rohde, (August 22, 2014), ISBN-13: 978-0133831719
- *The Doodle Revolution: Unlock the Power to Think Differently*, by Suni Brown, Portfolio; Reprint edition (May 26, 2015), ISBN-13: 978-1591847038
- [Taking Notes: Is The Pen Still Mightier Than the Keyboard? by Katrina Schwartz.](#)
- [Video: Students Who Take Notes By Hand Outperform Those With Laptops, Wall Street Journal](#)



— THE VERBAL TO VISUAL NOTEBOOK —



THOUGH WE OFTEN SKETCH OUT IDEAS FOR OUR OWN PURPOSES, THESE ACTIVITIES GIVE YOU AN OPPORTUNITY TO USE YOUR SKETCHES AS A WAY TO CONNECT WITH OTHERS.



MOVING IN THE OPPOSITE DIRECTION, THESE ACTIVITIES WILL TURN YOUR ATTENTION INWARD, GIVING YOU THE OPPORTUNITY TO GET TO KNOW YOURSELF A BIT BETTER WHILE ALSO DEVELOPING THE SKILL OF SKETCHING OUT IDEAS.



ADVENTURE



THESE ACTIVITIES ENCOURAGE YOU TO GET OUT INTO THE WORLD, INTERACT WITH IT IN A VARIETY OF WAYS, AND SKETCH OUT YOUR EXPERIENCE. TAKE THESE ON AT YOUR OWN RISK!

viii

— THE VERBAL TO VISUAL NOTEBOOK —


PURPOSEFUL PRACTICE



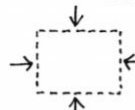
THESE ACTIVITIES ARE A BIT MORE SERIOUS. SKILL-BUILDING IS STILL THE GOAL, BUT THE TOPICS ADDRESSED ARE MORE PRACTICAL AND PURPOSE-DRIVEN.

SKETCH → THEN → DO

THESE ACTIVITIES ENCOURAGE YOU TO ACT ON YOUR IDEAS, OFTEN IN FUN WAYS, BUT SOMETIMES WITH A MORE SERIOUS BENT.



TEMPLATE



THE TEMPLATES PROVIDE SOME STRUCTURE TO A VISUAL NOTE TAKING SESSION. YOU GET TO PICK THE SOURCE (BOOK, LECTURE, PODCAST, VIDEO, ETC.) AND TEST OUT THE SET OF CONSTRAINTS. IF YOU FIND A STRUCTURE THAT YOU LIKE, BY ALL MEANS, KEEP USING IT!

vii

THE BIG QUESTION:

Can you create sketchnotes?
YES. YOU. CAN!



MANY PEOPLE tell me they can't create sketchnotes because they can't draw. You can draw; you just need to awaken your grade school skills!

KIDS draw constantly!

They doodle ideas with ease and will draw what they imagine without a second thought.



GUESS WHAT?
You were a kid once:
I bet you drew like crazy.


IDEAS, NOT ART!

Sketchnotes are about capturing and sharing ideas, not about art.



SKETCHNOTES ARE A WAY TO THINK ON PAPER USING IMAGES & WORDS.

BAD DRAWING



GOOD DRAWING



VS.

Either way it's still a dog.

6 fundamentals


of Visual Notetaking

(1.) Letters (4.) Connectors

abcd...



(2.) Bullets (5.) Shadows



(3.) Frames (6.) Peeps



sunnibrown.com

5 BASIC Elements

YOU CAN DRAW ANYTHING WITH JUST 5 BASIC ELEMENTS:



CIRCLE



SQUARE



TRIANGLE



LINE



DOT

Once you realize objects can be built from these 5 elements, it becomes easier to draw your ideas:



laptop



house



coffee



flower



car



robot



donut

NOT AN ARTIST? NOT A PROBLEM. THESE 5 BASIC ELEMENTS MAKE DRAWING EASIER.

Get more sketchnoting ideas for OneNote in *The Sketchnote Handbook* and *The Sketchnote Workbook* at rohdesign.com/books

MIKE
ROHDE

SKETCHNOTES
TIP #2



Statement on Attending Visiting Artists, Designers, Critics, and Curators Lectures and Gallery Exhibits:

Art & Design Majors are expected to attend all Visiting Artist and Designer Lectures in the Department of Art & Design during the year. In addition, students are expected to see all the art exhibitions in the department's galleries. As a part of this course, you are asked to bring a sketchbook and take notes. Engaging in dialogue with our guests by asking questions is strongly encouraged.

Field Trips: Academic field trips are an important—and enjoyable—element of education. They often significantly enhance the content of a course by providing a type of information hard to convey in the classroom. Site visits to museums, galleries, contemporary art centers, design studios, and advertising agencies help to contextualize and enhance understandings of contemporary and historical practice. Students are strongly encouraged to attend.

Documentation of Art & Design Projects from ALL CORE classes for CORE REVIEW: It is essential that you document all of your work from all of your CORE classes. You will need high quality (clear, color-balanced, high resolution) images of your art and design assignments for the required CORE Review. It is highly recommended that, in addition to storage on your computer, that you store these images on a back-up drive and in some form of cloud storage. The submission of images of your work from your CORE classes is a requirement of CORE Review, which is a requirement to advance in the department to complete your BA or BFA degree. It is also an important professional practice.

Harassment and Discrimination: UD works to promote an academic and work environment that is free from all forms of discrimination, including harassment. As a member of the community, your rights, resources and responsibilities are reflected in the non-discrimination and sexual misconduct policies. Please familiarize yourself with these policies at the [Office of Equity and Inclusion](#).

You can report any concerns to the University's Office of Equity & Inclusion, at 305 Hüllihen Hall, (302) 8318063 or you can report anonymously through UD Police (302) 831-2222 or the Ethics Point Compliance Hotline at www1.udel.edu/compliance. You can also report any violation of UD policy on

harassment, discrimination, or abuse of any person at the [Compliance Hotline](#).

Faculty Statement on Disclosures of Instances of Sexual Misconduct: If, at any time during this course, I happen to be made aware that a student may have been the victim of sexual misconduct (including sexual harassment, sexual violence, domestic/dating violence, or stalking), I am obligated to inform the university's Title IX Coordinator. The university needs to know information about such incidents in order to offer resources to victims and to ensure a safe campus environment for everyone. The Title IX Coordinator will decide if the incident should be examined further. If such a situation is disclosed to me in class, in a paper assignment, or in office hours, I promise to protect your privacy--I will not disclose the incident to anyone but the Title IX Coordinator.

For more information on Sexual Misconduct policies, where to get help, and how to report information, please refer to the [Non-Discrimination, Sexual Misconduct, & Title IX policy pages](#).

At UD, we provide 24-hour crisis assistance and victim advocacy and counseling. Contact 302-831-1001, UD Helpline 24/7/365, to get in touch with a sexual offense support advocate.

[Inclusion of Diverse Learning Needs:](#) "Any student who thinks he/she may need an accommodation based on a disability should contact the Disability Support Services (DSS) office as soon as possible. The DSS office is located at 240 Academy Street, Alison Hall Suite 130. You may contact DSS at dssoffice@udel.edu or by calling 302-831-4643."

Accommodations for Students with Disabilities: Any student who thinks he/she may need an accommodation based on a disability should contact the Office of Disability Support Services (DSS) office as soon as possible. Students who have documentation of their need for accommodation should register via the [Online Services platform](#). Reach DSS in the following ways: Visit at 240 Academy Street, Alison Hall Suite 130, Phone: 302-831-4643, fax: 302-831-3261, dssoffice@udel.edu.

Non-Discrimination: The University of Delaware does not discriminate against any person on the basis of race, color, national origin, sex, gender identity or expression, sexual orientation, genetic information, marital status, disability, religion, age, veteran status or any other characteristic protected by applicable law in its employment, educational programs and activities, admissions policies, and scholarship and loan programs as required by Title IX of the Educational Amendments of 1972, the Americans with Disabilities Act of 1990, Section 504 of the Rehabilitation Act of 1973, Title VII of the Civil Rights Act of 1964, and other applicable statutes and University policies. The University of Delaware also prohibits unlawful harassment including sexual harassment and sexual violence.

For complaints related to Section 504 of the Rehabilitation Act of 1973 and/or the Americans with Disabilities Act, please contact: Office of Disability Support Services, dssoffice@udel.edu, Hall, Suite 130, Newark, DE 19716 (302) 831-4643

OR the [US Dept of Education -Office for Civil Rights](#)

Academic Integrity: Familiarize yourself with UD policies regarding academic dishonesty. To falsify the results of one's research, to steal the words or ideas of another, to cheat on an assignment, to re-submit the same assignment for different classes, or to allow or assist another to commit these acts corrupts the educational process. Students are expected to do their own work and neither give nor receive unauthorized assistance.

Complete details of the university's academic integrity policies and procedures can be found at the [Office of Student Conduct](#), 218 Hullihen Hall [CONTACT US LINK](#)

Class Schedule: Colloquium meets once per week, Tuesdays, from 6:00—7:00 pm.

February	8 th , 15 th , 22 nd
March	1 st , 8 th , 15 th , 22 nd
April	5 th , 12 th , 19 th , 26 th
May	3 rd , 10 th , 17 th